

2nd EDITION

Sarah Phillips

Kirstie Grainger

Michaela Morgan

Mary Slattery

INCRECIBLE ENGLISH



★ Activity Book

2

OXFORD



Author **Sarah Phillips is an expert in CLIL** (Content and Language Integrated Learning) and how the brain learns.

“The more children interact with the materials, the teacher and each other, the more they will learn.”

Walk into an **INCREDIBLE ENGLISH** classroom and there is a buzz ... you could find children acting out a story, using a Venn diagram or finishing a project **confidently in English**.

The trusted methodology is based on things that children love. Stories in every unit pull them into the new language, and songs, games, acting out and craft activities give their brains plenty of practice. The Activity Book really makes them think to help them remember more.

Children also love to learn relevant things. A colourful lesson in every unit uses **English as a vehicle to teach other subjects** where they develop skills needed as part of their **general education** whilst improving their use of English.

All levels have an incredible range of support items to help children interact with English in many fun ways.

This second edition gives the class even more ...

- ☆ A **new Starter Level**
- ☆ More **support for storytelling**
- ☆ More **reading texts** and personalized **writing tasks**
- ☆ More support for the **Cambridge YLE Tests** with a **NEW testing programme**
- ☆ More **skills development activities** for speaking and writing
- ☆ More **grammar practice** and **language support**

oxfordparents

Help your child with English



Visit Oxford Parents for ideas and free activities:

- Advice on developing your child's English skills
- Songs, action games and craft activities
- Video demonstrations

www.oup.com/elt/oxfordparents

2nd EDITION

INCREDBLE ENGLISH

Activity Book

2




1 New friends	2
2 The treehouse	11
3 Come and play!	20
Me and my world & Revision 1	29
4 At the wildlife park	32
5 At the shop	41
6 Lunchtime	50
Me and my world & Revision 2	59
7 At the fair	62
8 At home	71
9 At the pool	80
Me and my world & Revision 3	89
Picture Dictionary	92
Envelope cut-out	101

Sarah Phillips
Michaela Morgan and Mary Slattery

OXFORD
UNIVERSITY PRESS

1 New friends

1 Listen and number. 1.3




2 Listen and circle. 1.4



3 Write and order.

Wednesday Saturday ~~Monday~~ Thursday
 Sunday Tuesday Friday



What's your favourite day? Write and draw a picture.

1 Match.



four
ten


three
seven

one
twelve

six
eight


five
nine

two
eleven





2 Listen and write the numbers on the T-shirts.  1.8




1 Listen and match.  1.9

2 Look at activity 1. Read and write.

He's She's

nine four ~~eight~~ ten



3 Write names and ages on the T-shirts. Ask and answer with your friend.



That's my friend, Sam.

He's six.

How old is he?



4 Draw two friends and write.



This is _____




This is _____



1 Read and match.

1  This is Lucas.
He's my friend.
He's 8.

2  This is Kim.
She's my friend.
She's 7.


3  This is Maddy.
She's my friend.
She's 8.

4  This is Mike.
He's my friend.
He's 6.


5  This is Lucy.
She's my friend.
She's 6.

6  This is Adam.
He's my friend.
He's 10.

a  D A
M
D Y

b  C
U Y
L

c  E M
I K

d  U S
L
C A

e  D A
M
A

f  I K
M

1 Write and say the next numbers.



1	11	12	13	14	
2	14	16	18		
3	13	15	17		
4	23	24	25		
5	21	23	25		
6	29	28	27		

1 Listen and write the numbers.  1.121 She's 7. She's 1 m 29 cm.

2 He's _____. He's _____ m _____ cm.

3 He's _____. He's _____ m _____ cm.

4 She's _____. She's _____ m _____ cm.

5 She's _____. She's _____ m _____ cm.

Show what you know!

1 Find and colour the days. Number the days of the week.

d	u	c	k	S	u	n	d	a	y	d	o	g	
W	e	d	n	e	s	d	a	y	b	a	l	l	
b	l	u	e	M	o	n	d	a	y	r	e	d	1
c	a	r	F	r	i	d	a	y	b	i	k	e	
S	a	t	u	r	d	a	y	r	o	b	o	t	
h	a	n	d	s	T	h	u	r	s	d	a	y	
h	o	p	T	u	e	s	d	a	y	f	l	y	

2 Make the words. Write.

*My favourite day
is Monday.*

edyadWsen

M _____

donMay

M _____

M _____

M _____

driyaF

adaStryu

M _____

udysTea

hsudTary

ynaduS

M _____

Show what you know!

3 Listen and join the numbers. 1.15 Complete.





Hey! My _____!

eight, fourteen, eleven, twelve, ten, one, five, two, fifteen, three, seven, four, six, nine, thirteen

4 Look and write.



He's nine.



5 Listen and match. 1.16




Abdul



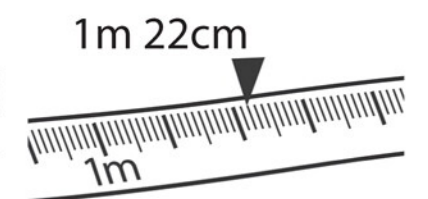
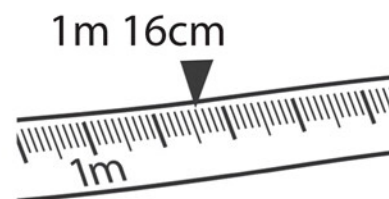
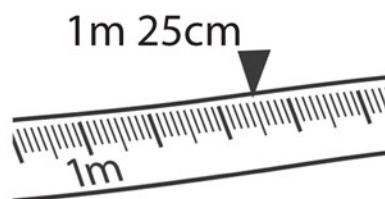
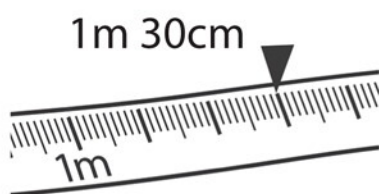
Katie



Boris




Cindy

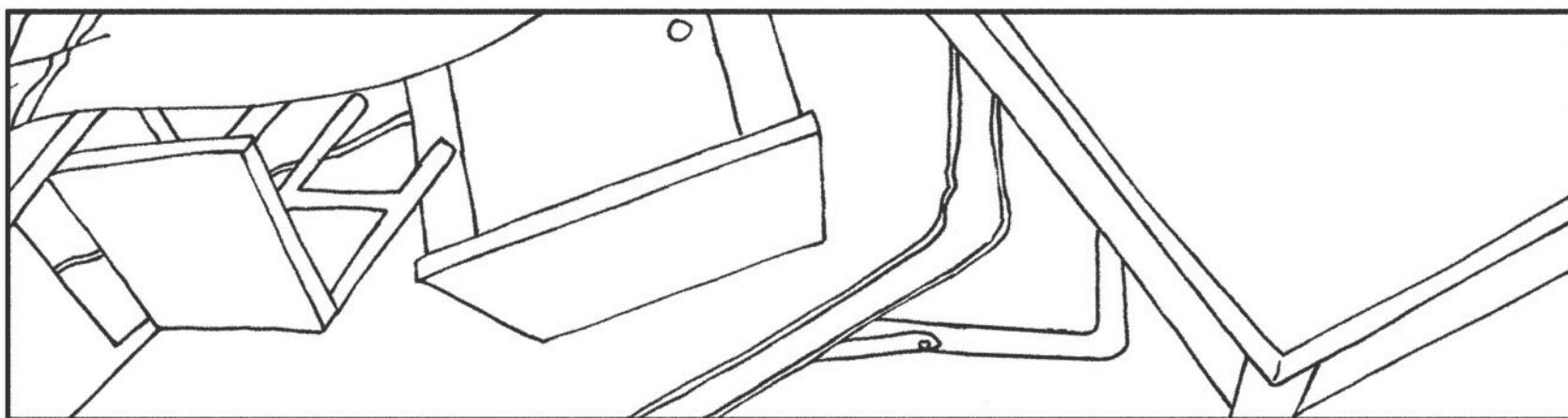


2 The treehouse

1 Listen and colour. 1.19



2 Read, look and tick ✓ or cross ✗.

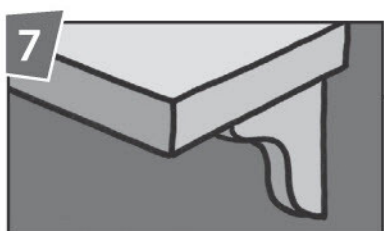
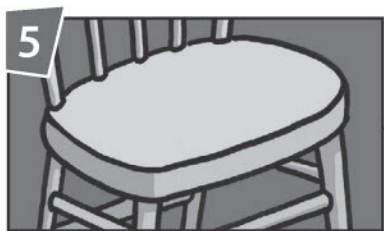
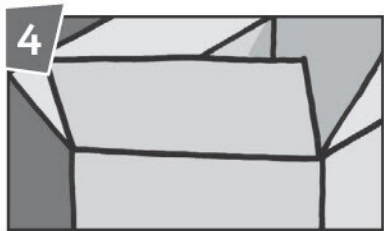
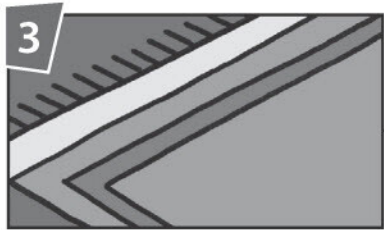
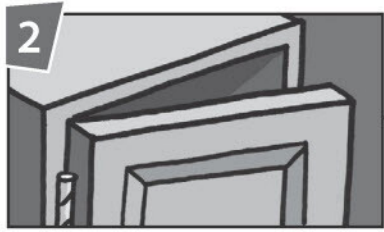
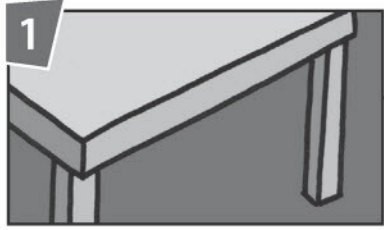


- | | | | | | |
|-------|-------------------------------------|----------|--------------------------|-------|--------------------------|
| rug | <input checked="" type="checkbox"/> | table | <input type="checkbox"/> | chair | <input type="checkbox"/> |
| shelf | <input checked="" type="checkbox"/> | cupboard | <input type="checkbox"/> | box | <input type="checkbox"/> |
| bed | <input type="checkbox"/> | cushion | <input type="checkbox"/> | sofa | <input type="checkbox"/> |

3 Write.

chair cupboard ~~table~~ box shelf rug cushion

What's this?



It's a _____.

It's a _____.

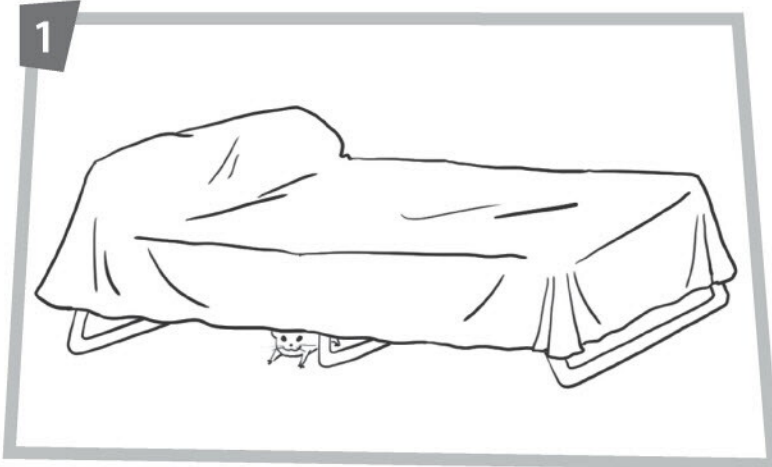
It's a _____.

It's a **table** _____.


It's a _____.

It's a _____.

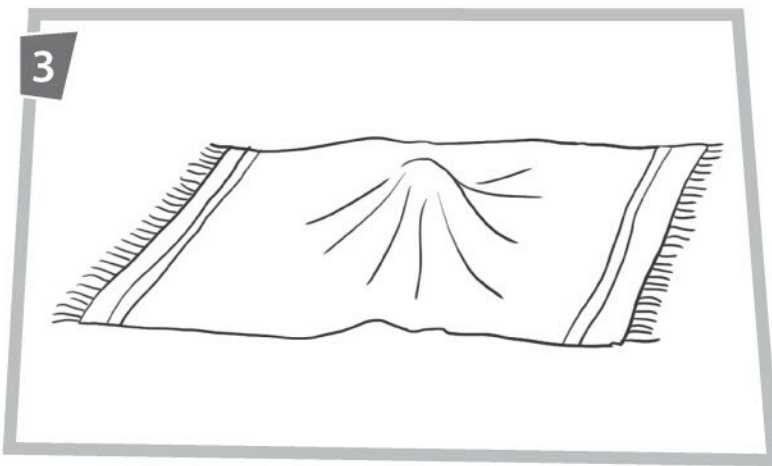
It's a _____.

1 Read and write *Yes* or *No*.


Is he under the bed? _____



Is he on the box? _____

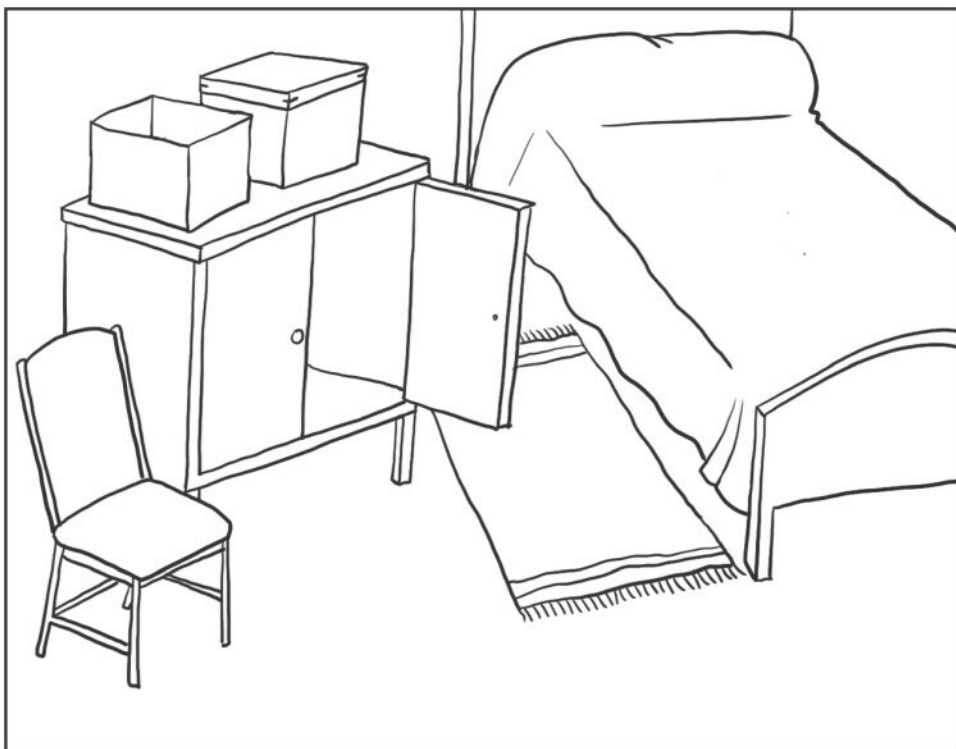


Is he on the rug? _____




Is he in the box? _____

2 Read. Draw and colour four hamsters.



- 1 Is the brown hamster in the box? Yes.
- 2 Is the black hamster on the chair? Yes.
- 3 Is the white hamster under the cupboard? Yes.
- 4 Is the grey hamster on the bed? Yes.




1 Listen and circle *Yes* or *No*.  1.23





- 1 Yes. **No.**
- 2 Yes. No.
- 3 Yes. No.
- 4 Yes. No.
- 5 Yes. No.
- 6 Yes. No.
- 7 Yes. No.
- 8 Yes. No.

2 Look at activity 1. Write the questions.

under the cushions ~~in the cupboard~~
 under the table on the bed under the chair


- 1  **Is Titch in the cupboard?** _____ Yes.
- 2  _____ Yes.
- 3  _____ Yes.

- 4  _____ Yes.
- 5  _____ Yes.

3 Look, then close your book. Play a memory game.

Is Bing in the box?

No.



4 Write. Look at activity 3 and write *Yes* or *No*.

a	b	c	d	e	f	g	h	i	j	k	l	m
■	○)		◆	→	★	↓	❖	♥	◆	+	☆
n	o	p	q	r	s	t	u	v	w	x	y	'
⊗	▲	↕	↘	*	♣	<	*	↑	↗	~	⊕	=

1 ❖♣ ↕▲↕↕⊕ ❖⊗ <↓◆ ○▲~? 3 ❖♣ <❖<↓ *⊗|◆* <↓◆ ♣▲→■?
Is _____ ?
No. _____

2 ❖♣ ⊗▲*<▲⊗ ▲⊗ <↓◆ <■○+◆? 4 ❖♣ ○❖⊗★ ❖⊗ <↓◆ ○▲~?


1 Read and match.

I like animals and I like computers.

1



a




I like football and I like cars.

2



b




I like football and I like animals.

3



c



I like computers and I like cars.

4



d





1 Write.

picture window vase mirror ~~door~~



door



1 Read. Tick ✓ or cross out.



It's got a chair. ✓

~~It's got a sofa.~~

It's got a rug.

It's got a cushion.

It's got a window.

It's got a cupboard.

It's got a table.

It's got 2 pictures.

It's got a vase.

Show what you know!

1 Write. Find the mystery word.

1



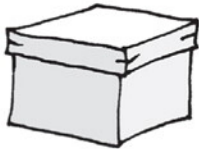
2



3




4



5



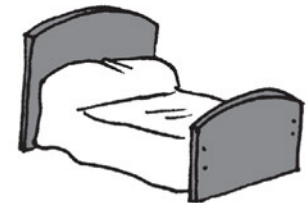
6



7



8



	1	c					
2	c						
	3	P					
	4	b					
5	F						
	6	t					
	7	r					
8	b						


2 Listen and write the names. 1.27

Flo Fred Poppy Bing


1



2



3



4



3 Look at activity 2. Write Yes or No.

1 Is Flo on the cupboard? _____

3 Is Bing in the cupboard? _____

2 Is Fred under the cupboard? _____

4 Is Poppy in the cupboard? _____



Show what you know!

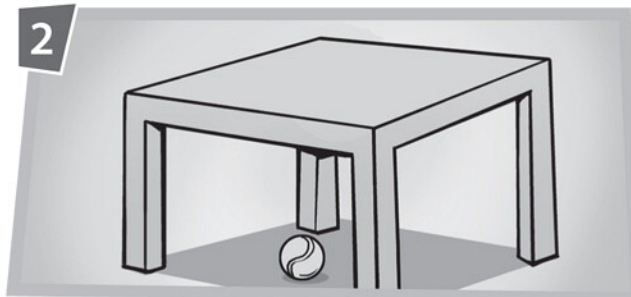
4 Write the questions.

on the box under the cupboard ~~on the table~~
 in the box under the table in the cupboard



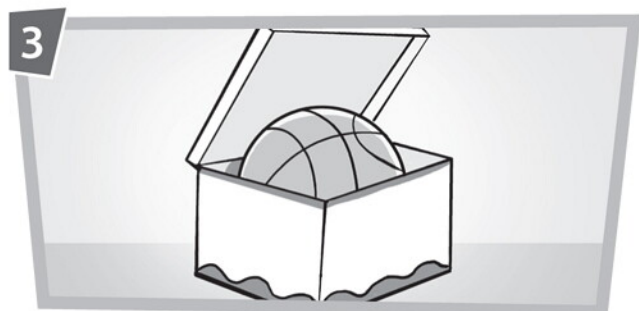
Is it on the table?

Yes.

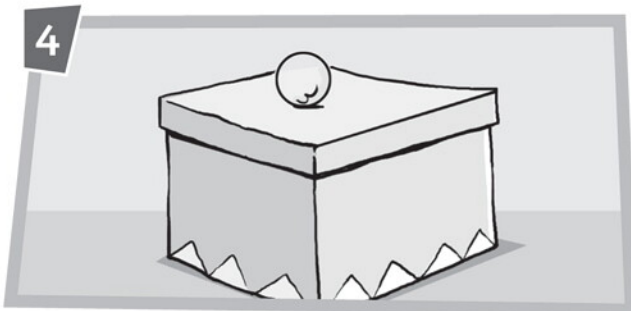


Is _____ ?

Yes.



Yes.



Yes.



Yes.



Yes.

5 Read. Draw and colour.


The room has got a window.

It's got a yellow bed with two orange cushions.

It's got two pictures and a mirror.

It's got a red and purple rug.

The room is green.



3 Come and play!

1 Listen and number. 1.30



2 Read and colour.

The scooter is red.

The skateboard is black.

The ball is orange.

The bike is pink.

The frisbee is green.

The bat is blue.

The boat is grey.

The yo-yo is yellow.


The kite is purple and white.

The skipping rope is brown.

3 Write.

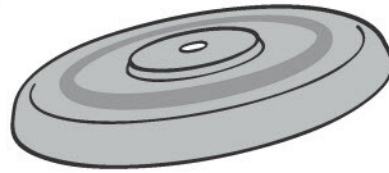
scooter skateboard kite skipping rope ~~bat~~ ball
bike frisbee boat yo-yo

1

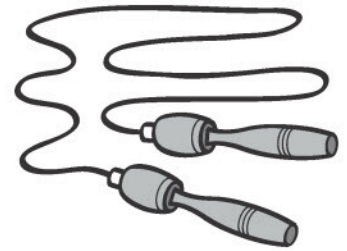


bat


2



3



4



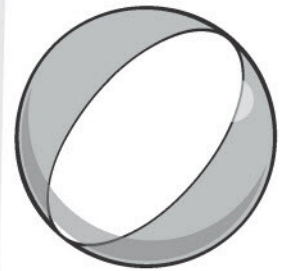
5




6




7



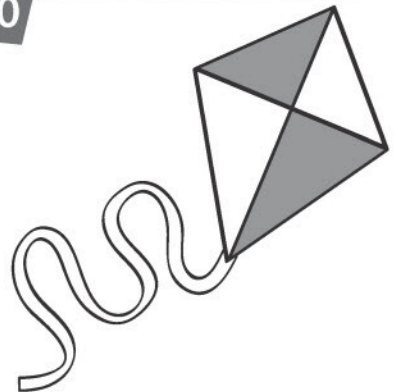
8




9



10



Draw your favourite toys. Write *I've got ...*

1 Read and write *A* (Ann), *K* (Kelly) or *S* (Sue).


Ann

Kelly

Sue


- | | |
|--------------------------------------|--|
| 1 She's got a bike. <u> S </u> | 5 She's got a skipping rope. <u> </u> |
| 2 She's got a kite. <u> </u> | 6 She's got a boat. <u> </u> |
| 3 She's got a bat. <u> </u> | 7 She's got a yo-yo. <u> </u> |
| 4 She's got a frisbee. <u> </u> | 8 She's got a ball. <u> </u> |

2 Read and draw the toys.



- | | |
|--------------------------|------------------------|
| 1 She's got a kite. | 3 He's got a bat. |
| 2 He's got a skateboard. | 4 She's got a scooter. |


1 Listen and number.  1.34




2 Look at activity 1. Write.

She's got
He's got

a scooter ~~a skateboard~~ a kite a boat
a skipping rope a yo-yo a frisbee a bat



She's got a skateboard.




3 Colour the toys in your picture. Listen and colour your friend's toys.

He's got a black yo-yo.

Pupil A



Pupil B



4 Write about your picture.


1 *He's got a* _____ . 4 _____

2 *She's* _____ . 5 _____


3 _____ . 6 _____



1 Listen and write the names.  1.36



M a r k _____

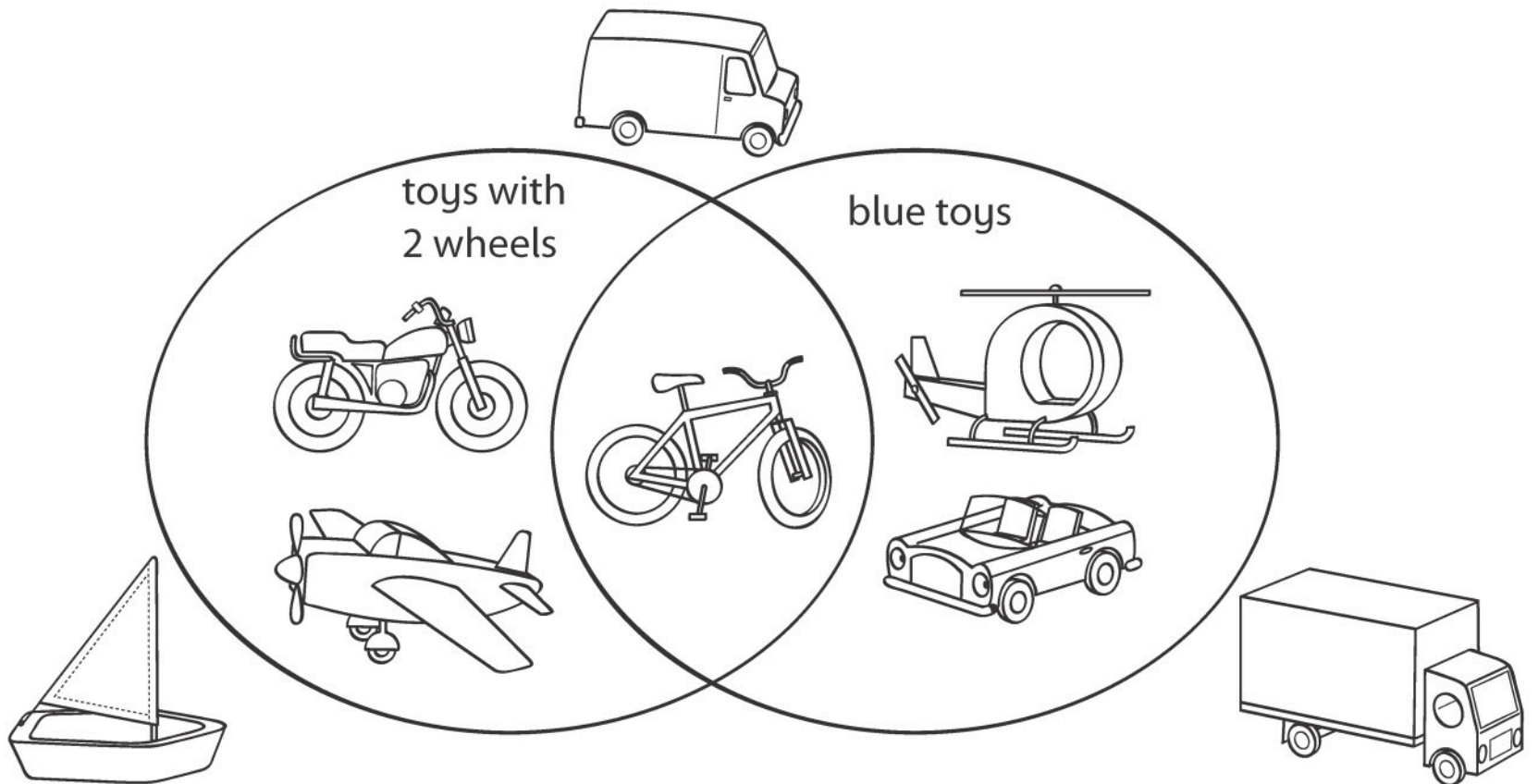


1 Write.

helicopter van lorry motorbike plane



1 Colour the blue toys.



2 Read and write *T* (true) or *F* (false).


- 1 The lorry is blue. F
- 2 The motorbike has got 2 wheels.
- 3 The plane is blue.
- 4 The boat has got 2 wheels.
- 5 The helicopter is blue.
- 6 The van has got 2 wheels.

Show what you know!

1 Find and colour nine toys.

b	k	y	o	y	o	b	o	m	s	c	o	t	e	r	k	n	b	a	l	l	t	
f	b	o	a	t	e	l	k	i	t	e	c	o	s	k	a	t	e	b	o	a	r	d
b	a	t	s	k	i	p	p	i	n	g	r	o	p	e	r	o	m	b	i	k	e	t

2 Listen and draw a line.  1.40



3 Look at activity 2. Write the route.

- 1 *He's got a* _____ . 4 _____
- 2 *She's* _____ . 5 _____
- 3 _____ . 6 _____



not bad



good



very good

Show what you know!

4 Colour the toys. Write.



What's she got?


She's got a black
skipping rope.



What's he got?

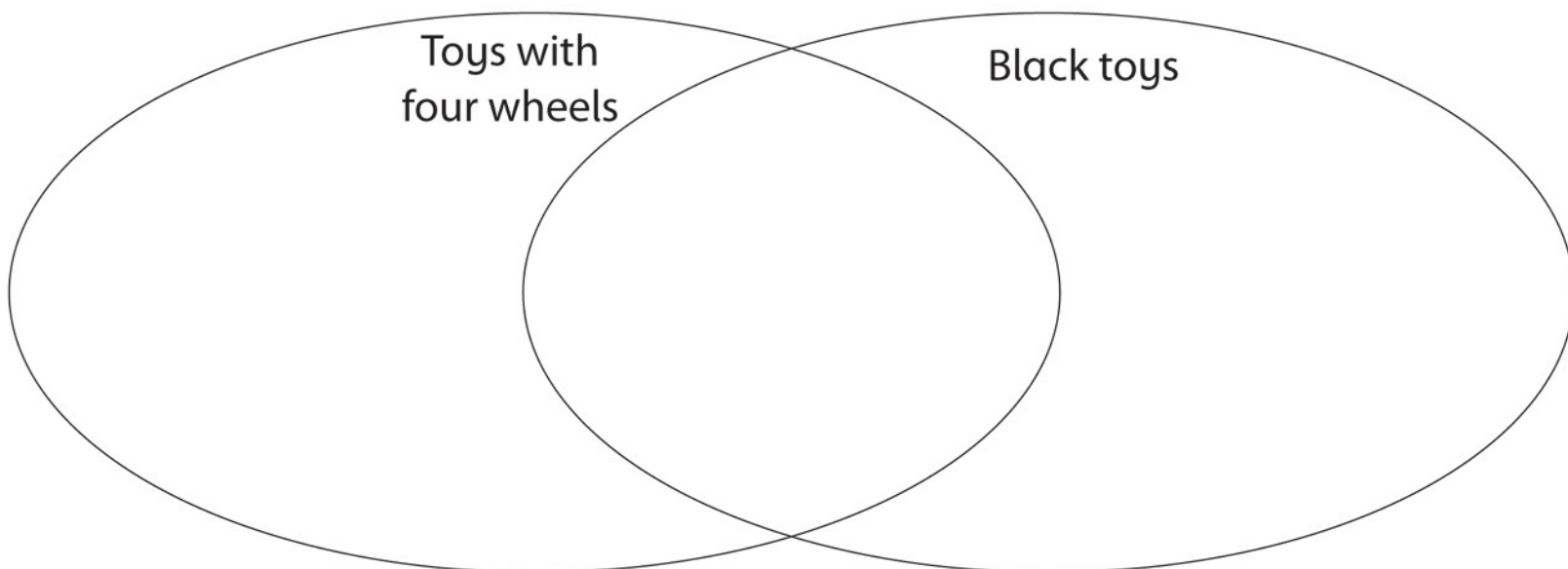


What's he got?



What's she got?

5 Draw the toys in the correct places.



not bad



good


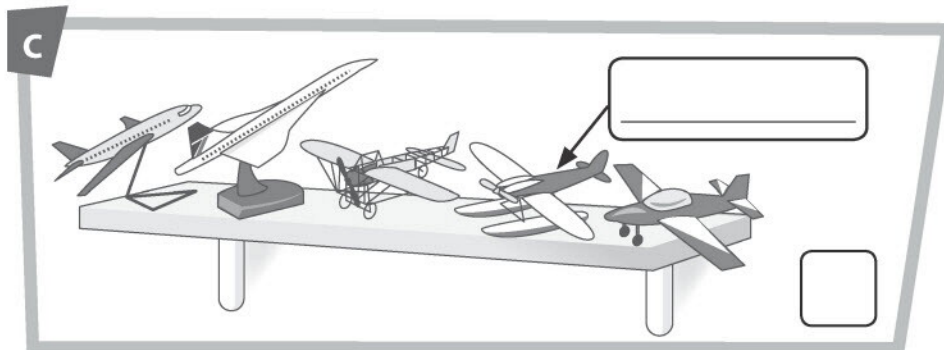



very good

Me and my world

1 Listen and number.  1.42 Complete the labels.

table bed ~~cupboard~~ shelf cushions planes boat



2 Read and cross out the mistakes. Write the text correctly.

I'm Thomas. I'm ~~ten~~.

I'm Thomas. I'm six.

This is my bedroom. It's got a table, a cupboard, a shelf and a box.

I've got twelve cushions on my bed.

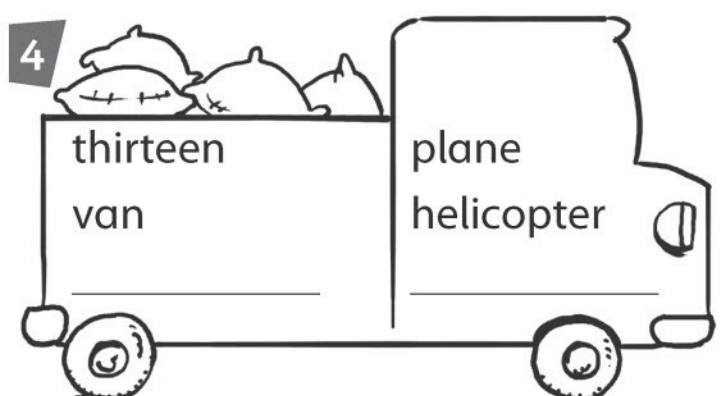
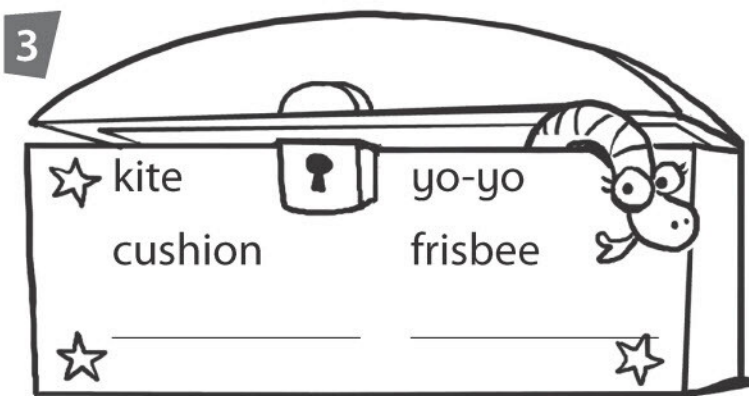
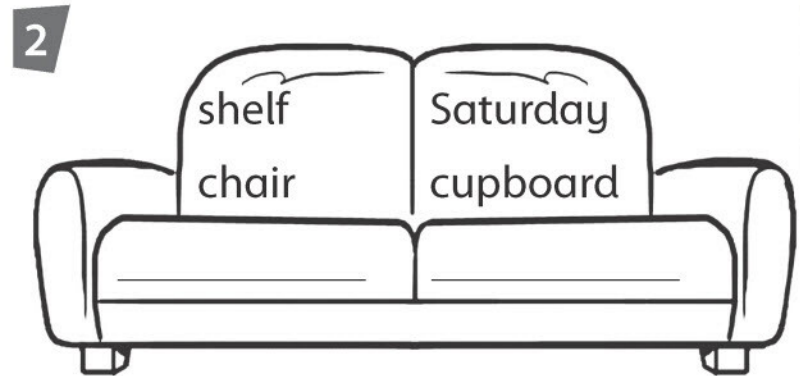
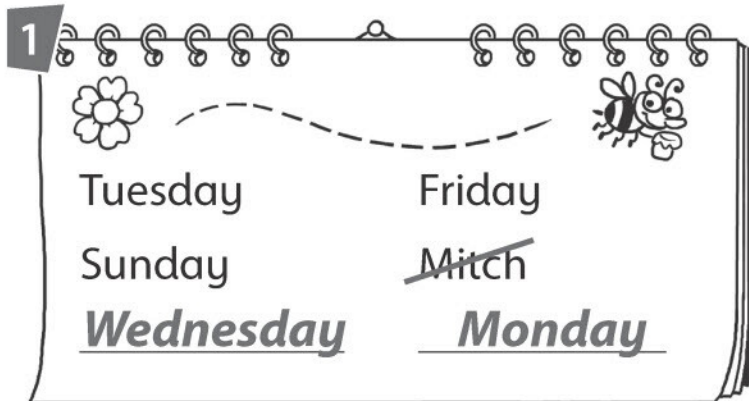
I've got five planes on my bed.

My favourite toy is a helicopter.

3 Write about your bedroom. PMB 52

Revision

1 Cross out the odd word out. Write two more words.



2 Solve the code. Answer the questions.

Clue! Write the first letters. What do they spell?

1

Tim

t

2

Eve

19 _____

3

Luke

4

Molly

19 _____

How old is Tim?
He's _____.

How old is Eve?
She's _____.

How old is Luke?
_____.






How old is Molly?
_____.

Revision

3 Look and write questions.

on the table in the cupboard ~~under the table~~
under the cupboard in the box









- 1  Is the car under the table? Yes.
- 2  _____ Yes.
- 3  _____ Yes.
- 4  _____ Yes.
- 5  _____ Yes.

4 Write.










rug vase cushion box picture ~~cupboard~~



- 1  He's got a cupboard.
- 2  _____
- 3  _____
- 4  _____
- 5  _____
- 6  _____

4 At the wildlife park

1 Listen and number.  2.3



2 Read and tick ✓ or cross ✗.



	It's got 2 legs.	It's got 4 legs.	It's got wings.
parrot	✓	✗	✓
giraffe			
bat			
snake			
monkey			
crocodile			
penguin			

3 Write.

bat zebra lion crocodile snake
dolphin giraffe parrot penguin monkey



1 _____

6 _____

2 _____

7 _____

3 _____

8 _____

4 _____

9 _____



5 _____

10 _____




What animals do you like? Write *I like ...*


1 Write two sentences. Use *It can* and *It can't*.




It can fly.

It can't _____ .







2 Write. Answer the question.

a	b	c	d	e	f	g	h	i	j	k	l	m
■	○	⌋	⌑	◆	↗	★	↓	❖	♥	♠	+	☆
n	o	p	q	r	s	t	u	v	w	x	y	'
⊙	▲	↕	↘	*	♣	<	*	↑	↗	~	⊕	=

1)■⊙ ❖< ♣↗❖☆ ?
Can _____ ? Yes.


3)■⊙ ❖< **⊙ ?
 _____ Yes.

2)■⊙ ❖< ↗+⊕ ?
 _____ No.

4 ❖♣ ❖< ★*◆◆⊙ ?
 _____ Yes.

What is it? It's a _____ .

1 Listen and circle.  2.8



2 Choose an animal. Ask and answer.



Can it climb a tree? Yes. No.

3 Write. Listen and check.  2.9

It can fly. ~~It's a monkey!~~ It's grey and white. ~~It can climb.~~
~~It's brown.~~ It's a dolphin! ~~It can't fly.~~ It can swim.
 It can't climb. It's brown. It's a bat! It can't run.



It's brown.

It can climb.

It can't fly.


It's a monkey!











1 Read and find the route. Write the numbers.

a  She can't swim. 3
She can climb.

b  She can swim.
She can't climb.

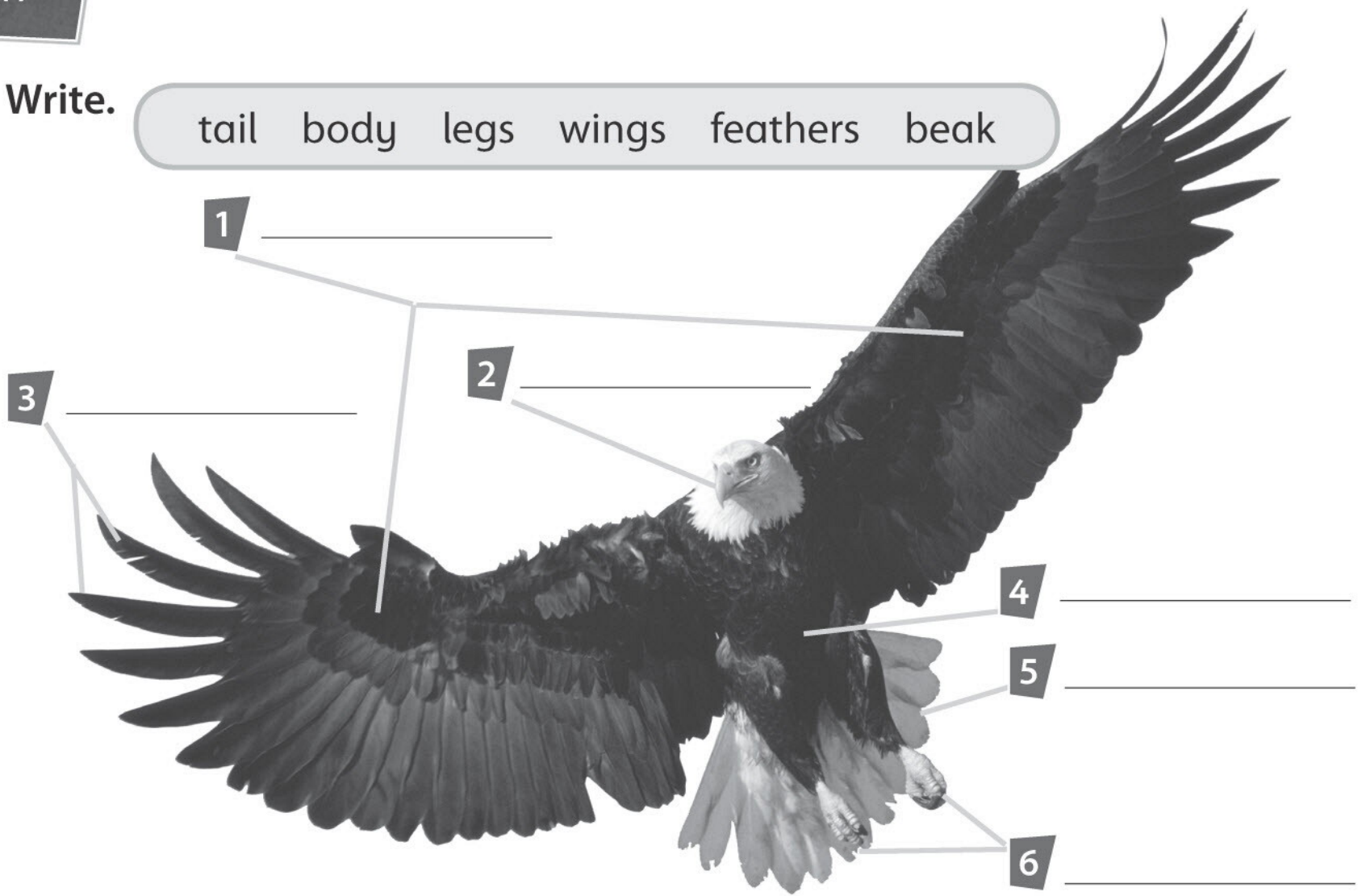
c  He can swim.
He can climb.

d  He can't swim.
He can't climb.



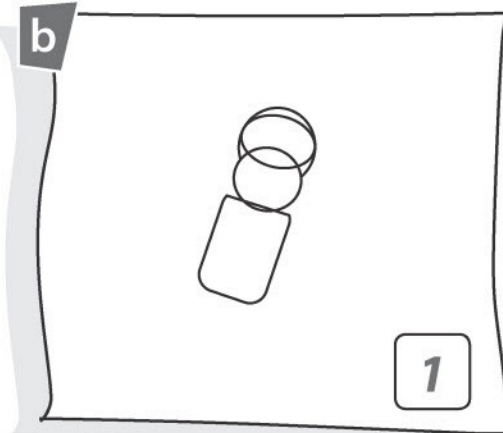



1 Write.


tail body legs wings feathers beak



1 Read and number.



- 1 Look at my monkey. It's got a body and a head.
- 2 Now it's got a face and ears.
- 3 Now it's got arms and legs.
- 4 Now it's got a tail.
- 5 And now it's finished!



Show what you know!

1 Write. Find the mystery clue.

1 **d**

2 **p**

3 **c**

4 **z**

5 **s**


6 **g**

7 **l**

8 **m**

Write the clue. _____ . Circle the animal.

Write the answer. It's a _____ .



2 Listen and tick ✓ or cross X. 2.14 Write the animal.

zebra dolphin snake penguin



	run	fly	swim	climb a tree
1 _____	X			
2 _____				
3 _____				
4 _____				



Show what you know!



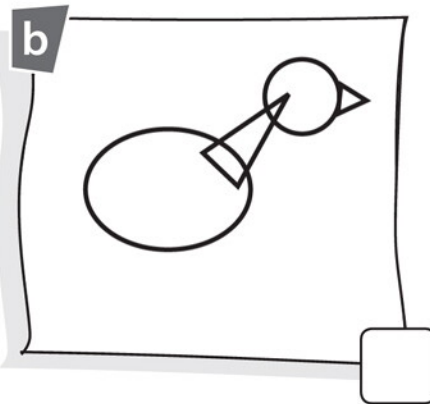

3 Choose, write and colour.

It's yellow and brown. It can run. It can't fly. It's a giraffe.
 It's a parrot. ~~It's red, yellow and green.~~ It can fly. It can't swim.




It's red, yellow and green.

4 Read and number.




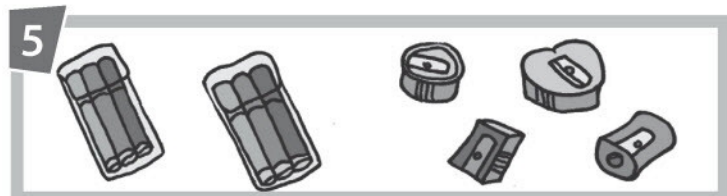


- 1 Look at my hen. It's got a body and a head.
- 2 Now it's got a beak.
- 3 Now it's got a tail.
- 4 It's got wings and feet.
- 5 And now it's finished!



5 At the shop

1 Listen and circle.  2:17




2 Count. Write the number and cross out a word.



- 3 ~~sharpener~~ sharpeners
- ___ sticker stickers
- ___ marble marbles
- ___ dinosaur dinosaurs
- ___ key ring key rings
- ___ felt tip felt tips
- ___ figure figures

3 Complete with the correct form of the word. Colour the toys.

sharpener ~~rubber~~ sticker marble balloon badge
 dinosaur key ring felt tip figure



He's got 4 pink rubbers .
 She's got 5 red _____ .
 He's got 1 yellow _____ .
 She's got 10 blue _____ .
 He's got 6 blue _____ .

She's got 3 red _____ .
 He's got 2 green _____ .
 She's got 1 yellow _____ .
 He's got 3 brown _____ .
 She's got 4 orange _____ .




1 Read, draw and colour.



2 Look and write.



1 Listen and number.  2.21 Listen again and match.



2 Read and write the number.



Good morning.



Hello. Can I have a car, please?



Yes. What colour?



Grey, please.



Here you are.

Number _____



Hello.



Hello. Can I have a car, please?



What colour?



White, please.



No, sorry. No white cars left.

Number _____

3 Write.

helicopter motorbike ~~lorry~~
van train boat plane



Shopping list

- 1 Can I have a lorry, please?
- 2 _____
- 3 _____
- 4 _____
- 5 _____
- 6 _____
- 7 _____

4 Look at your shopping list. Ask and answer with your friend.

Pupil A


Pupil B

Can I have a lorry, please?


Draw a picture of you in a shop. Add speech bubbles.

1 What's missing? Write.


circle triangle rectangle square




I need **2 squares**
and **1 triangle**.



I need _____
and _____.



I need _____
and _____.



I need _____
and _____.



1 Count and write.

25p £1.20 ~~50p~~ £2.10 £3



a 50p



b _____



c _____




d _____



e _____

1 Read and answer. Listen and check. 2.24



- 1 I've got a crocodile and a monkey. How much? 20p + 30p = 50p
- 2 I've got a snake and a crocodile. How much? _____
- 3 I've got a zebra and a snake. How much? _____
- 4 I've got a penguin and a parrot. How much? _____
- 5 I've got a monkey and a penguin. How much? _____

Show what you know!

1 Write. Find the mystery word.



1								
2								
3								


5



6



7



2




3



5

8



9



4




8

8														
9														

2 Listen and draw. 2.27

1



2



3




Show what you know!

3 Write the questions and answers.

Here you are. No, sorry.

1



Can I have _____
_____, please?



2






3



4 Read and answer.




- I've got a marble and a sticker. How much? $10p + 15p = 35p$
- I've got a dinosaur and a key ring. How much? _____
- I've got a badge and two stickers. How much? _____
- I've got a key ring and a badge. How much? _____
- I've got two dinosaurs and a marble. How much? _____




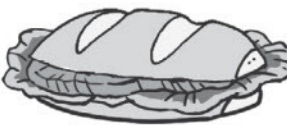

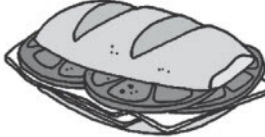

6 Lunchtime

1 Listen and match. 2.30



2 Read and write the prices.

- 1 A tuna and lettuce sandwich is £2.50.
- 2 An egg sandwich is £1.75.
- 3 A sardine sandwich is £2.10.
- 4 A chicken sandwich is £2.75.
- 5 A cheese and tomato sandwich is £1.80.


a		£ _____
b		£ 2.50 _____
c		£ _____
d		£ _____
e		£ _____

3 Write.

cheese tuna chicken tomatoes ~~sardines~~ sausages
 rice bread lettuce eggs



1 Read and write the numbers.



A

Do you like sardines?
 No.
 Do you like sausages?
 Yes.
 Do you like eggs?
 No.
 OK. Number _____ for you.

B

Do you like eggs?
 No.
 Do you like rice?
 Yes.
 Do you like chicken?
 Yes.
 OK. Number _____ for you.

2 Write the questions.

a	b	c	d	e	f	g	h	i	j	k	l	m
■	○	⌋	⌑	◆	☞	★	↓	❖	♥	♠	+	☆
n	o	p	q	r	s	t	u	v	w	x	y	'
⊗	▲	↕	☞	*	♣	<	*	↑	☞	~	⊗	=


1 |▲ ⊗▲* +❖◆◆ ◆★★♣ ?
 Do _____ ?







3 |▲ ⊗▲* +❖◆◆ *❖⌋◆ ?

2 |▲ ⊗▲* +❖◆◆ <*⊗■ ?

4 |▲ ⊗▲* +❖◆◆ ○*◆■ ?

1 Listen and draw 😊 or ☹️. 🎧 2.35




				
1 	😊	☹️	☹️	☹️
2 	☹️	☹️	☹️	☹️

2 Look at activity 1. Write.


chicken tuna rice lettuce





1 



I don't like tuna.

2 

3 Draw foods. Complete for you.
Ask three friends.

Do you like rice? Yes. No.

4 Draw and write.




I like I don't like

☺

☹





Look at your friend's pictures. Play a memory game.
Say *You like ...* and *You don't like ...*

1 Listen and number.  2.37



1 Write.

meat dairy fruit fish vegetables cereal



Lesson 8

1 Read and write the answer.

bread milk a sardine an orange a carrot
a banana lettuce cheese a sausage chicken

1

Vegetable

It's orange. What is it?

It's green. What is it?

2

Fruit

It's yellow. What is it?

It's orange. What is it?

3

Meat

It's brown. What is it?

4

Dairy

It's white. What is it?

Show what you know!

1 Write the words. Match.

1
lettuce



4

2










5

3



6

2 Listen and colour ☺ or ☹.  2.41

	1 	2 	3 	4 	5 
	☺	☺	☹	☹	☺
	☹	☹	☺	☺	☹

3 Write the questions and answers for the girl.



1  Do you like _____?

No.

2  _____

3  _____



Show what you know!

4 Write.

I like
I don't like

apples sardines sausages
eggs rice chicken














5 Read and tick ✓ the correct sentence.



- a My meal has got fish, vegetables and cereals.
- b My meal has got meat, vegetables and dairy.
- c My meal has got meat, vegetables and cereals.
- d My meal has got fruit, vegetables and dairy.



Me and my world

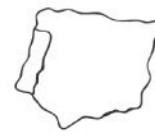
1 Listen and circle the correct answers. 2.43



1 Where is Luigi from?



Italy



Spain

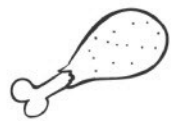


Ireland

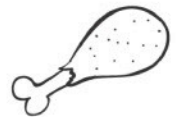
2 What is Luigi's favourite food?



3 What is Luigi's favourite?



4 What is Anna's favourite?



5 Who cooks in Luigi's house?



2 Look at activity 1. Read and complete.

grandma Italy tuna pizza egg



My name's Luigi. I'm from _____.


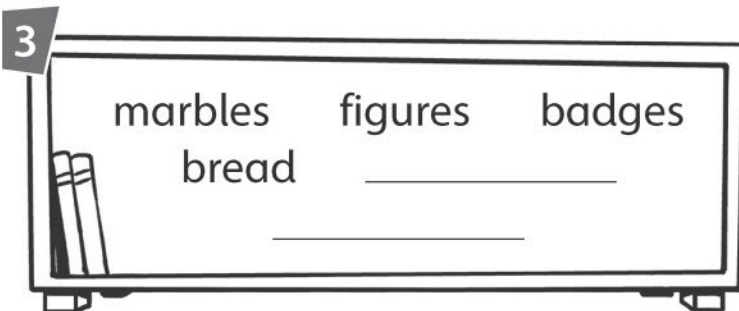


My favourite food is _____.

It is a traditional Italian food. You can have different things on top of your pizza. My favourite pizza has got _____ and _____. It's delicious.

My _____ cooks the best pizza in the world – it's fantastic!

3 Write about your favourite food. PMB 53

1 Cross out the odd word out. Write two more words.



2 Read. Draw the animals.

1

It's black and white.
It can run.
It can't fly.
It's got four legs and a tail.

2

It's black and white.
It can swim.
It can't fly.
It's got two legs and a beak.

3

It's green.
It can swim and it can climb trees.
It can't fly.
It's got a long body.

4

It's green.
It can swim.
It can't climb trees.
It's got four legs and a big tail.

Revision

3 Write.

chicken ~~egg~~ tuna cheese




Can I have an egg sandwich, please?







4 Complete the dialogues.



1 Do you like snakes?

2 _____

No!

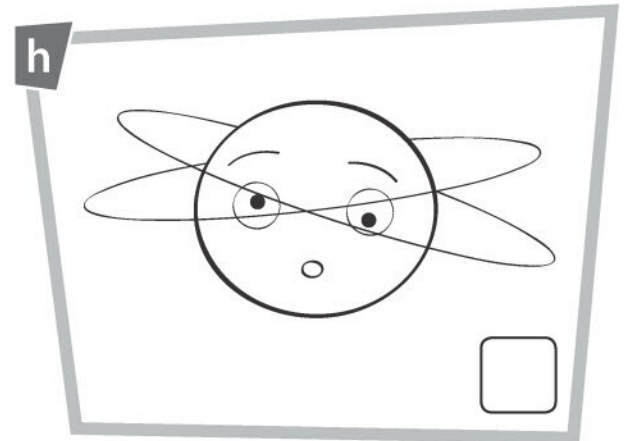



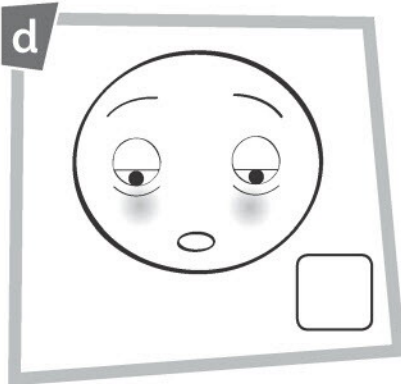



3 Do you like snakes?

4 _____

Yes!

7

At the fair

1 Listen and number.  2.46

2 Read and colour.

The sleepy face is pink.

The hungry face is brown.

The thirsty face is blue.

The scared face is white.

The happy face is yellow.

The dizzy face is green.

The sad face is red.

The cross face is purple.

3 Write.

thirsty sleepy scared happy bored dizzy ~~sad~~

I'm sad.




I'm _____.



I'm _____.




I'm _____.



I'm _____.



I'm _____.




I'm _____.

1 Write.


cross bored happy ~~dizzy~~ sad sleepy cold hungry





1 Listen and number.  2.51





2 Follow and read. Write *Yes* or *No*.


1  Is he happy? _____


2  Is he scared? _____


3  Is he cross? _____


4  Is he cold? _____

5  Is she sad? _____

6  Is he sleepy? Yes.

7  Is he thirsty? _____

8  Is he dizzy? _____

9  Is she bored? _____

3 Look and write questions.

Is he Is she

hot ~~sleepy~~ sad
dizzy scared cross



Is he sleepy?

Yes.



Yes.



Yes.



Yes.



Yes.






Yes.




4 Draw faces. Ask and answer with your friend.

Is she hungry? Yes.

Is she happy? No.



1 Listen and find.  2.53 Then listen and number.




1 Listen and number.  2.56 Write.

piano violin xylophone guitar flute











1 Listen, choose and write.  3.1

I like I don't like


happy sad sleepy scared dizzy bored



- 1 _____ this music. When I hear it, I feel _____.
- 2 _____ this music. When I hear it, I feel _____.
- 3 _____ this music. When I hear it, I feel _____.
- 4 _____ this music. When I hear it, I feel _____.

Show what you know!

1 Write. Find the mystery words.



Write the mystery words _____

2 Listen and circle. 3.4




Show what you know!

3 Write. scared hungry thirsty ~~bored~~ cross hot

Are you sad?



1 **No. I'm bored.**



2



3



4




5



6



4 Look and match.



Chris
Jackie
Steve
Jill

I like this music.


I don't like this music.

When I hear it I feel happy.
When I hear it I feel bored.
When I hear it I feel dizzy.
When I hear it I feel sleepy.



8 At home

1 Listen and number. 3.7



2 Read and match.



I'm bored.

- 1 Go and make a model!
- 2 Go and cook with Mum!
- 3 Go and sleep on the sofa!
- 4 Go and play on the computer!
- 5 Go and do a puzzle!
- 6 Go and play a game!
- 7 Go and paint a picture!
- 8 Go and read a book!



3 Write.

do a puzzle sleep cook paint a picture make a model
watch TV do my homework play a game












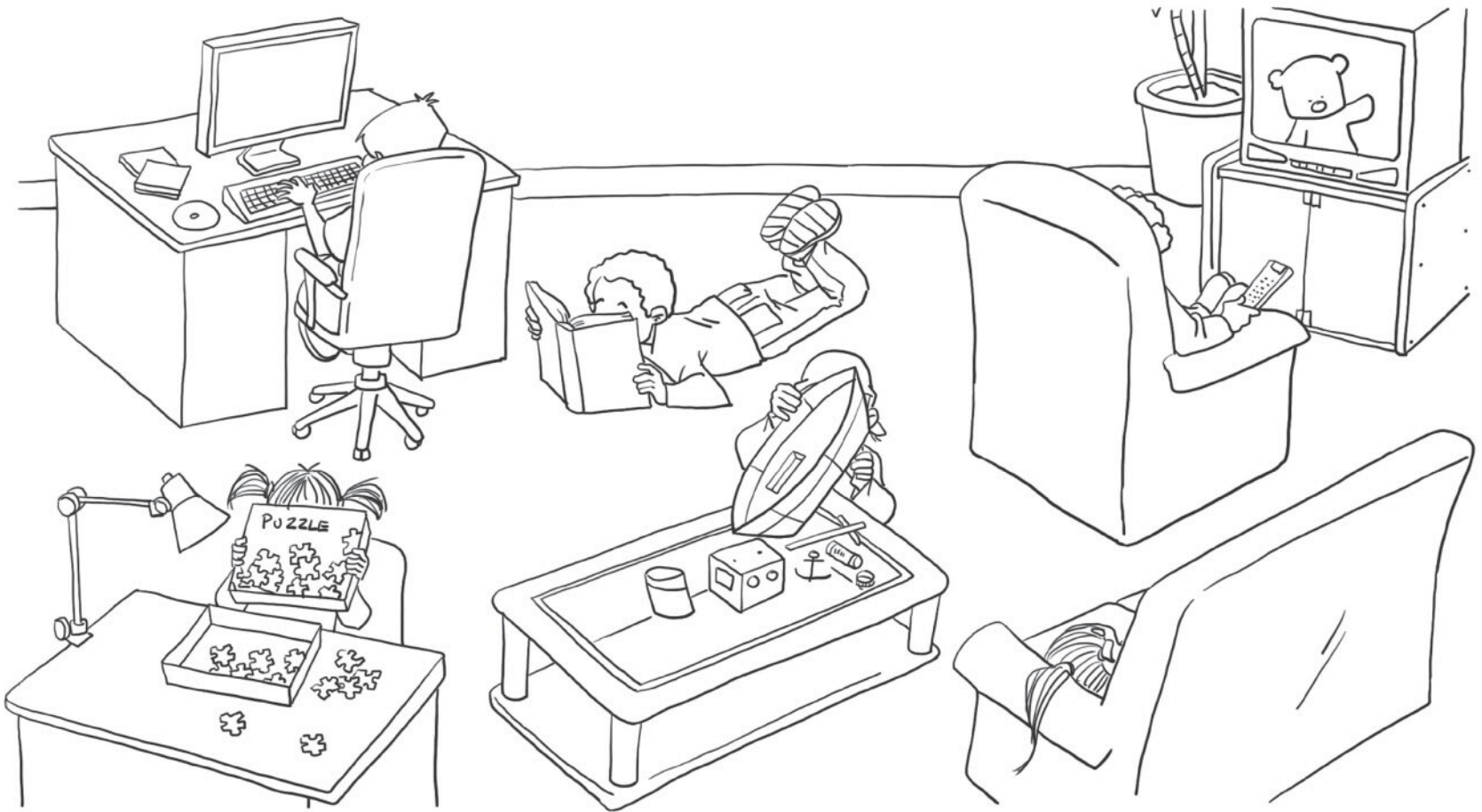








1 Write. Look and answer the questions.



a	b	c	d	e	f	g	h	i	j	k	l	m	
■	○)		◆	☞	★	↓	❖	♥	◆	+	☆	
n	o	p	q	r	s	t	u	v	w	x	y	z	'
⊗	▲	↕	☞	*	☛	<	*	↑	☞	~	⊗	(=

1 ❖=☆ *◆■❖⊗★ .

Who am I? _____

2 ❖=☆ ☛+◆◆↕❖⊗★ .

Who am I? _____

3 ❖=☆ |▲❖⊗★ ■ ↕*⊗+◆ .

Who am I? _____

4 ❖=☆ ☞■<↓❖⊗★ <↑ .

Who am I? _____

5 ❖=☆ ☆■◆❖⊗★ ■ ☆▲|◆+ .

Who am I? _____

1 Listen and number.  3.11 Complete.



doing my homework cooking painting a picture
 watching TV reading a book making a model

1

No, sorry.
I'm _____

2

No, sorry.

1

3

No, sorry.

4

No, sorry.

5

No, sorry.

6

No, sorry.

2 Write and match.



1 I'm **cgnokoi** .
I'm cooking. _____

2 I'm **gdoni a pzlezu** .

3 I'm **drengai a okob** .

4 I'm **gpanitin a ercupti** .



3 Complete. Act with your friend.



1 Colour the inside activities yellow. Colour the outside activities green. Follow the routes and write.

I'm playing inside today. I'm playing outside today.
I'm playing inside and outside today.


The grid contains the following activities in bubbles:

- do homework
- cook
- play frisbee
- kick a ball
- climb a tree
- watch TV
- do a puzzle
- make a model
- ride a bike


At the bottom, there are three writing boxes, each with four horizontal lines for text.

1 Listen and number.  3.14 Write.

having a shower washing up washing my hands
cleaning my teeth having a bath



1 Read and match.
How much water?





- | | |
|--------------------------|----------------------------|
| 1 I'm cleaning my teeth. | I need 30 litres of water. |
| 2 I'm washing up. | I need 4 litres of water. |
| 3 I'm washing my hands. | I need 15 litres of water. |
| 4 I'm having a shower. | I need 6 litres of water. |

Show what you know!

1 Find and circle. Write.

s d a c m i o
 y o s l e e p
 w a t c h t v
 n p q o u r j
 k u d o a e i
 u z x k t a c
 i z i l k d s
 s l p a i n t
 b e r d r w e



2 Listen and number. 3.17



Show what you know!

3 Look at activity 2. Write.



What are you doing?

playing a game reading cooking
making a model doing a puzzle painting

a



I'm _____.

b



c



d



e



f



4 Follow and write.

having a shower washing up cleaning my teeth
having a bath washing my hands

1



2



3



4




5



I'm _____.

9 At the pool

1 Listen and number. 3.20




2 Read and match.


- | | | | |
|--------------------------|-----------------------------|--------------------------|-------------------------|
| <input type="checkbox"/> | I'm eating an ice cream. | <input type="checkbox"/> | I'm watching. |
| <input type="checkbox"/> | I'm drinking a milkshake. | <input type="checkbox"/> | I'm reading a comic. |
| <input type="checkbox"/> | I'm floating. | <input type="checkbox"/> | I'm taking a photo. |
| <input type="checkbox"/> | I'm listening to the radio. | <input type="checkbox"/> | I'm writing a postcard. |


3 Write.


swim eat an ice cream drink a milkshake float
 read take a photo write a postcard have a shower






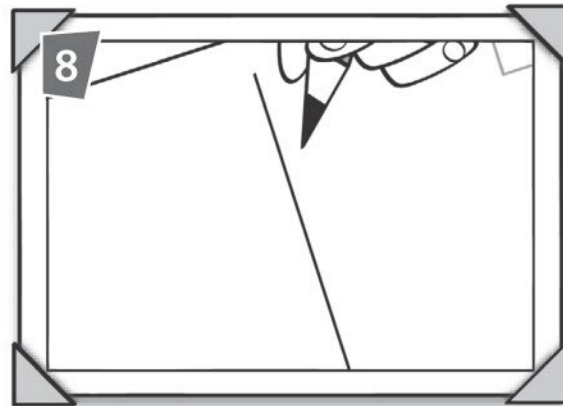














1 Read and write A or B.



- | | |
|-------------------------------|------------------------------|
| 1 She's drinking. <u>B</u> | 4 He's having a shower. ____ |
| 2 He's drinking. ____ | 5 She's sleeping. ____ |
| 3 She's having a shower. ____ | 6 He's sleeping. ____ |

2 Look at activity 1. Write.

He's She's

reading a book

running

eating an ice cream

- | | | |
|---|--|-------|
| 1 | | _____ |
| | | _____ |
| 2 | | _____ |
| | | _____ |
| 3 | | _____ |
| | | _____ |

- | | | |
|---|--|-------|
| 4 | | _____ |
| | | _____ |
| 5 | | _____ |
| | | _____ |
| 6 | | _____ |
| | | _____ |

1 Listen and number.  3.24 Match.



She's swimming.


He's taking a photo.

She's drinking a milkshake.

He's listening to the radio.

She's having a shower.

He's writing.



2 Write the questions. Read and circle.

What's he doing? What's she doing?



1 What's _____ ?

He's eating a sandwich / an ice cream.



2 _____
She's reading a postcard / a book.




3 _____
He's watching TV / a bird.

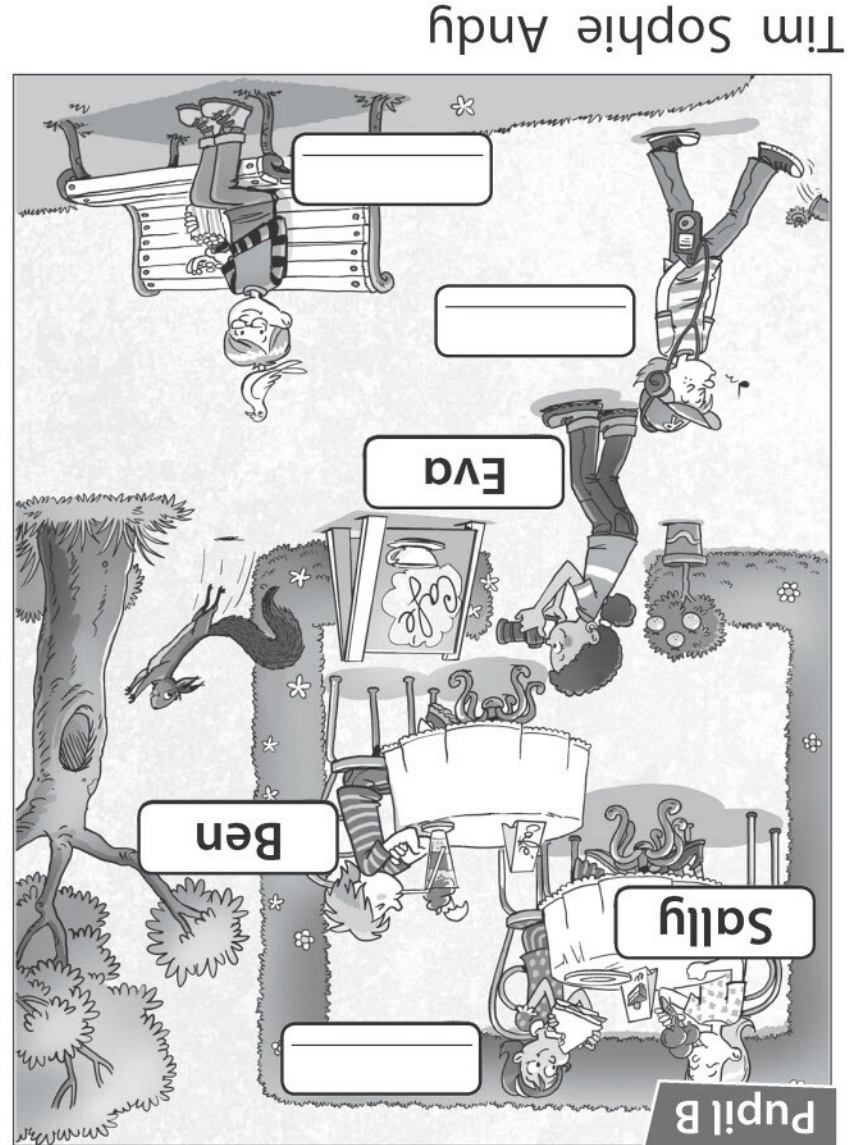
3 Ask and answer with your friend. Write the missing names.

What's Sally doing?

She's eating an ice cream.



Sally Ben Eva



Pupil B

4 Stick or draw a picture of your family. Write.

He's She's



This is _____



1 Match and write.

leg arm face back foot



She's putting suncream
on her _____.

She's putting suncream
on her _____.

She's putting suncream
on her **leg** _____.

She's putting suncream
on her _____.

She's putting suncream
on her _____.

1 Listen and number.  3.27 Write.

play with a top dance play leapfrog play marbles



1 Read and number.

 A 3 He's reading.


_____ He's dancing.

_____ He's playing marbles.

_____ She's riding a horse.

_____ She's climbing a tree.

_____ He's swimming in the river.



Show what you know!

1 Write. Find the mystery word.

1 **h a v e a s h o w e r** 6

2 3 7

4 5 8

9 10

11

2 Listen and match. 3.30

1 2 3 4 5 6

a b c d e f

Show what you know!

3 Look at activity 2. Write the questions or answers.


having a shower writing a postcard reading a comic

1  What's she doing?
She's _____

4  What's _____?
 He's listening to the radio.










2  What's he doing?

5  _____
 She's eating an ice cream.

3  What's she doing?

6  _____
 He's watching the birds.

4 Read and number.

3			
2			
1			
	A	B	C

- 1** She's playing marbles.
 B 3
- 2** He's riding a horse.

- 3** He's swimming.

- 4** She's taking a photo.

- 5** He's drinking.

- 6** She's eating a sandwich.



Me and my world

1 Listen and circle the correct answers.  3.32



1 Where is Karla from?



The Philippines

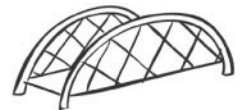


Argentina



Italy

2 What is she making?



The Masskara festival

3 When is the festival?



4 What is Pablo doing?



5 Is it a happy festival?

Yes

No

2 Look at activity 1. Read and complete.

October happy the Philippines is dancing mask



Hello. My name is Karla. I'm from _____ . I'm making a _____ . It is for the Masskara festival. The festival is in _____ .

In this picture my brother _____ . It's a _____ festival.

3 Write about a festival in your country. PMB 54

Revision

1 Cross out the odd word out. Write two more words.

1

piano
scared
hungry cross

2

have a shower
eat an ice cream guitar
take a photo _____



3



sleep cook
do my homework
thirsty



4



violin flute
watch xylophone



2 Write the words. Answer Yes or No.



1   Is he cross ? Yes.

4   Is she _____ ? _____

2   Is she _____ ? _____

5   Is he _____ ? _____

3   Is he _____ ? _____

6   Is she _____ ? _____



Revision

3 Write.



What are you doing?

I'm reading a comic.



4 Write the questions or the answers.



1 What's Rob doing?

2 What's Li doing?

3 What's Kelly doing?

4

He's cooking.

5

She's doing her homework.

6

She's listening to the radio.

1 **New friends**

Read, find and stick. Write.

Mitch Wednesday Sunday Flo Friday Norton Tuesday
metre Bing Titch Monday Saturday Fred Thursday
Poppy centimetre

2 The treehouse

Read, find and stick. Write.

table vase cushion window bed shelf rug door
sofa cupboard mirror box picture chair



3 Come and play!

Read, find and stick. Write.

scooter motorbike ball yo-yo frisbee plane
kite helicopter bat lorry bike skateboard van boat
wheel skipping rope

4 At the wildlife park

Read, find and stick. Write.

zebra parrot wing monkey beak penguin feathers
dolphin bat snake tail crocodile lion giraffe

5 At the shop

Read, find and stick. Write.

sharpeners felt tips balloons dinosaurs marbles pound
rubbers key rings stickers p badges figures

6 Lunchtime

Read, find and stick. Write.

cheese eggs sausages fruit rice cereal tuna lettuce
vegetables chicken dairy sardines tomatoes fish
bread meat

7 At the fair

Read, find and stick. Write.

sad cross piano thirsty dizzy guitar flute happy hot
hungry xylophone bored violin scared sleepy cold

8 At home

Read, find and stick. Write.


wash up do my homework paint clean my teeth play a game
watch TV cook sleep have a bath play on the computer read
do a puzzle wash my hands litre have a shower make a model


9

At the pool

Read, find and stick. Write.

swim eat an ice cream play marbles take a photo read a comic
play leapfrog watch write a postcard play with a top float
drink a milkshake dance listen to the radio have a shower





OXFORD
UNIVERSITY PRESS

Great Clarendon Street, Oxford, OX2 6DP, United Kingdom

Oxford University Press is a department of the University of Oxford.
It furthers the University's objective of excellence in research, scholarship,
and education by publishing worldwide. Oxford is a registered trade
mark of Oxford University Press in the UK and in certain other countries

© Oxford University Press 2012

The moral rights of the author have been asserted

First published in 2012

2017 2016 2015 2014 2013

10 9 8 7 6 5 4 3 2

No unauthorized photocopying

All rights reserved. No part of this publication may be reproduced, stored
in a retrieval system, or transmitted, in any form or by any means, without
the prior permission in writing of Oxford University Press, or as expressly
permitted by law, by licence or under terms agreed with the appropriate
reprographics rights organization. Enquiries concerning reproduction outside
the scope of the above should be sent to the ELT Rights Department, Oxford
University Press, at the address above

You must not circulate this work in any other form and you must impose
this same condition on any acquirer

Links to third party websites are provided by Oxford in good faith and for
information only. Oxford disclaims any responsibility for the materials
contained in any third party website referenced in this work

ISBN: 978 0 19 444241 1

Printed in China

This book is printed on paper from certified and well-managed sources

ACKNOWLEDGEMENTS

Main illustrations by: Gustavo Mazali

Other illustrations by: Kathy Baxendale p.29; Beccy Blake pp.4 (bottom), 7, 28 (top),
58 (top), 64, 68, 72, 85; Judy Brown pp.5, 6, 22, 34, 40, 43, 45, 49, 53, 58 (meal),
59, 61 (bottom), 66, 70, 74, 83, 89, 91; Dusan Pavlic/Beehive Illustration pp.4 (top),
10 (bottom), 19, 23, 24, 27, 28 (bottom), 30, 31, 35, 44, 48 (bottom), 52, 54, 57,
60, 65, 69 (bottom), 75, 78, 79, 84, 90; Alan Rowe pp.25, 51, 56, 67; Mark Ruffle
pp.21, 26, 32, 38, 39, 46, 47 (money), 48 (top), 62, 81, 87 (top); Simon Smith
p.8 (bottom), 16, 33, 37, 47 (animals), 77, 82, 86.

Cover by: Gustavo Mazali.

Sticker artwork by: Mark Ruffle.

Commissioned photography by: Gareth Boden p.51.

*The Publishers would also like to thank the following for their kind permission to reproduce
photographs and other copyright material:* Alamy pp.29 (Aflo Foto Agency/dolphin),
89 (Thomas Cockrem/Masskara Festival); The Bridgeman Art Library p.17 (details
of door/picture/window/mirror from Van Gogh's *Bedroom at Arles*, 1889 (oil on
canvas), Gogh, Vincent van (1853–90)/Musee d'Orsay, Paris, France/Giraudon,
detail of vase from *Room in Brooklyn*, 1932 (oil on canvas), Hopper, Edward
(1882–1967)/Museum of Fine Arts, Boston, Massachusetts, USA/The Hayden
Collection – Charles Henry Hayden Fund); Getty Images pp.29 Peter Carsten/
National Geographic/monkey, Art Wolfe/Stone/bat), 38 (Joseph Van Os/The
Image Bank/eagle), 86 (Peter Dazeley/The Image Bank/dancing, Olivier
Ribardiere/Taxi/marbles, Firstlight/playing with top, Vincent Besnault/Taxi/
leapfrog); Oxford University Press p.68; Tate Gallery p.17 (*Girl at Piano*, Duncan
Grant © Tate Gallery).

2nd EDITION INCREDIBLE ENGLISH



Author **Sarah Phillips** is an expert in **CLIL** (Content and Language Integrated Learning) and how the brain learns.

"The more children interact with the materials, the teacher and each other, the more they will learn."

Walk into an **INCREDIBLE ENGLISH** classroom and there is a buzz ... you could find children acting out a story, using a Venn diagram or finishing a project **confidently in English**.

All levels have an incredible range of support items to help children interact with English in many fun ways.

This second edition gives the class even more ...

- ★ A **new Starter Level**
- ★ More **support for storytelling**
- ★ More **reading texts** and personalized **writing tasks**
- ★ More support for the **Cambridge YLE Tests** with a **NEW testing programme**
- ★ More **skills development activities** for speaking and writing
- ★ More **grammar practice** and **language support**

Oxford › making  sense

Levels 1–6 of Incredible English 2nd Edition have:

- ★ Class Book
- ★ Activity Book
- ★ Teacher's Book
- ★ Class Audio CDs
- ★ Oxford iTools: Digital Classroom Resources
- ★ Teacher's Resource Pack: Norton the puppet (levels 1 & 2), Cross-curricular posters (from level 3), Flashcards, Photocopy masters book, Story frames book, Text cards
- ★ DVD & DVD Activity Book

OXFORD
UNIVERSITY PRESS

www.oup.com/elt

ISBN 978-0-19-444241-1



9 780194 442411